


Precision Plus
Protein™
Standards



Surprisingly Colorful

Five bright new colors, uniquely sharp bands, and exceptional accuracy make our new Precision Plus Protein™ Kaleidoscope™ standards truly stand out.



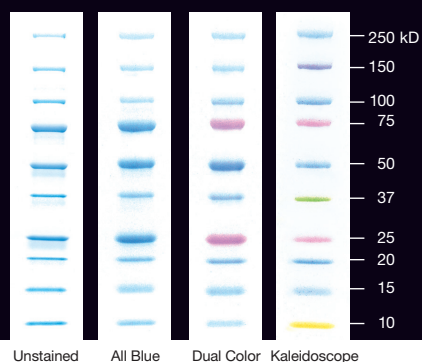
Precision Plus Protein
Kaleidoscope Standards

Precision Plus Protein prestained standards are setting new standards for accurate molecular weight (MW) estimations. New Precision Plus Protein Kaleidoscope standards make it even easier to identify bands on electrophoretic gels, blots, and images.

- Absolutely the best MW accuracy
- Perfectly sharp, nonshifting prestained bands for every color
- Exceptional linearity ($r^2 > 0.99$) for estimating molecular weights
- Dependable performance with proven lot-to-lot consistency
- Matching migration patterns among the entire Precision Plus Protein standards family

BIO-RAD

Precision Plus Protein Standards Family



Superb Molecular Weight Accuracy

Precision Plus Protein standards are precise recombinant unstained and prestained protein standards for electrophoresis and western blotting. They include unstained, all blue, dual color, and five-color Kaleidoscope options. All contain the same ten sharp bands: 10, 15, 20, 25, 37, 50, 75, 100, 150, and 250 kD. Careful design and innovative staining technology ensure the highest degree of reproducibility and band sharpness, whether you choose unstained or prestained standards.

Precision Plus Protein Unstained Standards

Unstained Precision Plus Protein standards enable the most accurate measurement of the molecular weight of your samples — each band's molecular weight is confirmed by mass spectrometry. In addition, unstained standards contain a unique *Strep*-tag affinity peptide detectable on blots upon incubation with Precision Protein™ StrepTactin conjugates.

Precision Plus Protein All Blue Standards

These traditional standards with all bands stained blue, including three high-intensity reference bands (25, 50, and 75 kD), are great for routine separations.

Precision Plus Protein Dual Color Standards

The combination of pink and blue bands, including three high-intensity reference bands (25, 50, and 75 kD), allows easy band identification.

Precision Plus Protein Kaleidoscope Standards

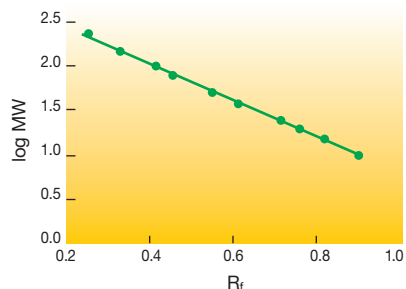
New Precision Plus Protein Kaleidoscope standards deliver unparalleled band sharpness in a multicolor standard. The r^2 values of > 0.99 demonstrate a strong linear relationship between the proteins' log molecular weight and migration distance on an SDS-PAGE gel. The five-color pattern allows instant band recognition.

Ordering Information

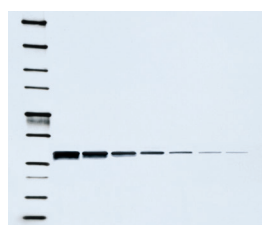
Catalog #	Description
161-0363	Precision Plus Protein Unstained Standards, 100 applications
161-0373	Precision Plus Protein All Blue Standards, 50 applications
161-0374	Precision Plus Protein Dual Color Standards, 50 applications
161-0375	Precision Plus Protein Kaleidoscope Standards, 50 applications
161-0380	Precision Protein StrepTactin-HRP Conjugate, 150 applications
161-0382	Precision Protein StrepTactin-AP Conjugate, 150 applications

NOTICE TO PURCHASER: LIMITED LICENSE

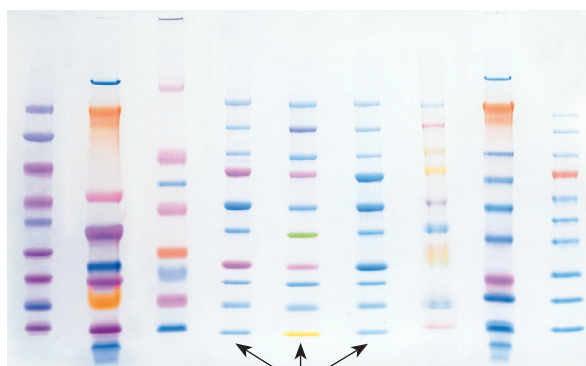
This product is sold under license from Life Technologies Corporation, Carlsbad, CA for use only by the buyer of the product. The buyer is not authorized to sell or resell this product or its components.



Standard curve generated by plotting log molecular weight (MW) versus migration distance (R_r) of each band in Precision Plus Protein Kaleidoscope standards through the gel. $r^2 = 0.996$



Western blot detection of Green Fluorescent Protein (GFP) and unstained Precision Plus Protein standards using the Immuno-Star™ HRP chemiluminescent detection kit.



Precision Plus Protein dual color, Kaleidoscope, and all blue standards stand out among the competition.

Strep-tag and StrepTactin are trademarks of Institut für Bioanalytik GmbH. *Strep*-tag technology for western blot detection is covered by US patent 5,506,121 and by UK patent 2,272,698. StrepTactin is covered by German patent application P 19641876.3. Bio-Rad Laboratories, Inc. is licensed by Institut für Bioanalytik GmbH to sell these products for research use only.

BIO-RAD

**Bio-Rad
Laboratories, Inc.**

Life Science
Group

Web site www.bio-rad.com USA 800 424 6723 Australia 61 2 9914 2800 Austria 01 877 89 01 Belgium 09 385 55 11 Brazil 55 31 3689 6600 Canada 905 364 3435 China 86 20 8732 2339 Czech Republic 420 241 430 532 Denmark 44 52 10 00 Finland 09 804 22 00 France 01 47 95 69 65 Germany 089 31 884 0 Greece 30 210 777 4396 Hong Kong 852 2789 3300 Hungary 36 1 459 6100 India 91 124 4029300 Israel 03 963 6050 Italy 39 02 216091 Japan 03 6361 7000 Korea 82 2 3473 4460 Mexico 52 555 488 7670 The Netherlands 0318 540666 New Zealand 0508 805 500 Norway 23 38 41 30 Poland 48 22 331 99 99 Portugal 351 21 472 7700 Russia 7 495 721 14 04 Singapore 65 6415 3188 South Africa 27 861 246 723 Spain 34 91 590 5200 Sweden 08 555 12700 Switzerland 061 717 95 55 Taiwan 886 2 2578 7189 United Kingdom 020 8328 2000